



# Sustainability Performance Update

18 April 2023

# Cautionary statement

**Disclaimer:** This document has been prepared by Anglo American plc (“Anglo American”) and comprises the written materials/slides for a presentation concerning Anglo American. By attending this presentation and/or reviewing this document you agree to be bound by the following conditions. The release, presentation, publication or distribution of this document, in whole or in part, in certain jurisdictions may be restricted by law or regulation and persons into whose possession this document comes should inform themselves about, and observe, any such restrictions.

This document is for information purposes only and does not constitute, nor is to be construed as, an offer to sell or the recommendation, solicitation, inducement or offer to buy, subscribe for or sell shares in Anglo American or any other securities by Anglo American or any other party. Further, it should not be treated as giving investment, legal, accounting, regulatory, taxation or other advice and has no regard to the specific investment or other objectives, financial situation or particular needs of any recipient.

No representation or warranty, either express or implied, is provided, nor is any duty of care, responsibility or liability assumed, in each case in relation to the accuracy, completeness or reliability of the information contained herein. None of Anglo American or each of its affiliates, advisors or representatives shall have any liability whatsoever (in negligence or otherwise) for any loss howsoever arising from any use of this material or otherwise arising in connection with this material.

## Forward-looking statements and third party information

This document and/or the information contained or referred to herein may contain forward-looking statements, which may be identified by the use of forward-looking terminology, such as the words “believe,” “could,” “estimate,” “anticipate,” “expect,” “intend,” “may,” “will,” “plan,” “continue,” “ongoing,” “potential,” “predict,” “project,” “target,” “seek,” “should” or “would” or, in each case, their negative or other variations or comparable terminology or by discussions of opinions, valuations, forecasts, strategies, plans, objectives, targets, goals, ambitions, projections/future events, operations or intentions of management and of the Group and their affiliates and/or connected parties. All statements other than statements of historical facts included in this document, including, without limitation, those regarding Anglo American’s financial position, business, acquisition and divestment strategy, dividend policy, plans and objectives of management for future operations, prospects and projects (including development plans and objectives relating to Anglo American’s products, production forecasts and Ore Reserve and Mineral Resource positions) and sustainability performance related (including environmental, social and governance) goals, ambitions, targets, visions, milestones and aspirations, are forward-looking statements.

By their nature, such forward-looking statements involve known and unknown risks, uncertainties and other factors which may cause the actual results, performance or achievements of Anglo American or industry results to be materially different from any future results, performance or achievements expressed or implied by such forward-looking statements. Such forward-looking statements are based on numerous assumptions regarding Anglo American’s present and future business strategies and the environment in which Anglo American will operate in the future. These statements should be used with caution and are subject to various risks and uncertainties, many of which are outside of Anglo American’s control. Important factors that could cause Anglo American’s actual results, performance or achievements to differ materially from those in the forward-looking statements include, among others, levels of actual production during any period, levels of global demand and commodity market prices, mineral resource exploration and project development capabilities and delivery, recovery rates and other operational capabilities, safety, health or environmental incidents, the effects of global pandemics and outbreaks of infectious diseases, the course of the Covid-19 pandemic and the government responses thereto, the impact of attacks from third parties on our information systems, natural catastrophes or adverse geological conditions, climate change and extreme weather events, the outcome of litigation or regulatory proceedings, the availability of mining and processing equipment, the ability to obtain key inputs in a timely manner, the ability to produce and transport products profitably, the availability of necessary infrastructure (including transportation) services, the development, efficacy and adoption of new technology, challenges in realising resource estimates or discovering new economic mineralisation, the impact of foreign currency exchange rates on market prices and operating costs, the availability of sufficient credit, liquidity and counterparty risks, the effects of inflation, political uncertainty, tensions and disputes and economic conditions in relevant areas of the world, evolving societal and stakeholder requirements and expectations, shortages of skilled employees, the actions of competitors, activities by courts, regulators and governmental authorities such as in relation to permitting or forcing closure of mines and ceasing of operations or maintenance of Anglo American’s assets and changes in taxation or safety, health, environmental or other types of regulation in the countries where Anglo American operates, conflicts over land and resource ownership rights, unanticipated downturns in business

relationships with customers or their purchases from Anglo American, competitive pressures on sales and pricing, the introduction of competing technologies, unexpected difficulties completing acquisitions or divestitures, war, civil or political unrest or terrorism, unanticipated deterioration of economic and financial conditions around the world and such other risk factors identified in Anglo American’s most recent Annual Report. Forward-looking statements should, therefore, be construed in light of such risk factors and undue reliance should not be placed on forward-looking statements. These forward-looking statements speak only as of the date of this document. Anglo American expressly disclaims any obligation or undertaking (except as required by applicable law, the City Code on Takeovers and Mergers, the UK Listing Rules, the Disclosure and Transparency Rules of the Financial Conduct Authority, the Listings Requirements of the securities exchange of the JSE Limited in South Africa, the SIX Swiss Exchange, the Botswana Stock Exchange and the Namibian Stock Exchange and any other applicable regulations) to release publicly any updates or revisions to any forward-looking statement contained herein to reflect any change in Anglo American’s expectations with regard thereto or any change in events, conditions or circumstances on which any such statement is based.

Nothing in this document should be interpreted to mean that future earnings per share of Anglo American will necessarily match or exceed its historical published earnings per share. Certain statistical and other information about Anglo American included in this document is sourced from publicly available third party sources. As such it has not been independently verified and presents the views of those third parties, but may not necessarily correspond to the views held by Anglo American and Anglo American expressly disclaims any responsibility for, or liability in respect of, such information.

## Group terminology

In this document, references to “Anglo American”, the “Anglo American Group”, the “Group”, “we”, “us”, and “our” are to refer to either Anglo American plc and its subsidiaries and/or those who work for them generally, or where it is not necessary to refer to a particular entity, entities or persons. The use of those generic terms herein is for convenience only, and is in no way indicative of how the Anglo American Group or any entity within it is structured, managed or controlled. Anglo American subsidiaries, and their management, are responsible for their own day-to-day operations, including but not limited to securing and maintaining all relevant licences and permits, operational adaptation and implementation of Group policies, management, training and any applicable local grievance mechanisms. Anglo American produces group-wide policies and procedures to ensure best uniform practices and standardisation across the Anglo American Group but is not responsible for the day to day implementation of such policies. Such policies and procedures constitute prescribed minimum standards only. Group operating subsidiaries are responsible for adapting those policies and procedures to reflect local conditions where appropriate, and for implementation, oversight and monitoring within their specific businesses.

## No Investment Advice

This document has been prepared without reference to your particular investment objectives, financial situation, taxation position and particular needs. It is important that you view this document in its entirety. If you are in any doubt in relation to these matters, you should consult your stockbroker, bank manager, solicitor, accountant, taxation adviser or other independent financial adviser (where applicable, as authorised under the Financial Services and Markets Act 2000 in the UK, or in South Africa, under the Financial Advisory and Intermediary Services Act 37 of 2002 or under any other applicable legislation).

## Alternative Performance Measures

Throughout this document a range of financial and non-financial measures are used to assess our performance, including a number of financial measures that are not defined or specified under IFRS (International Financial Reporting Standards), which are termed ‘Alternative Performance Measures’ (APMs). Management uses these measures to monitor the Group’s financial performance alongside IFRS measures to improve the comparability of information between reporting periods and business units. These APMs should be considered in addition to, and not as a substitute for, or as superior to, measures of financial performance, financial position or cash flows reported in accordance with IFRS. APMs are not uniformly defined by all companies, including those in the Group’s industry. Accordingly, it may not be comparable with similarly titled measures and disclosures by other companies.

©Anglo American Services (UK) Ltd 2023.   and FutureSmart Mining™ are trade marks of Anglo American Services (UK) Ltd. nuGen™ is a trade mark of Anglo American Technical & Sustainability Services Ltd.

# Agenda

## Introduction

Anik Michaud

Group Director Corporate Relations & Sustainable Impact

## Healthy Environment

Duncan Wanblad

Chief Executive

## Social Impact

Anik Michaud

Group Director Corporate Relations & Sustainable Impact

## Integrated Approach for a Sustainable Future

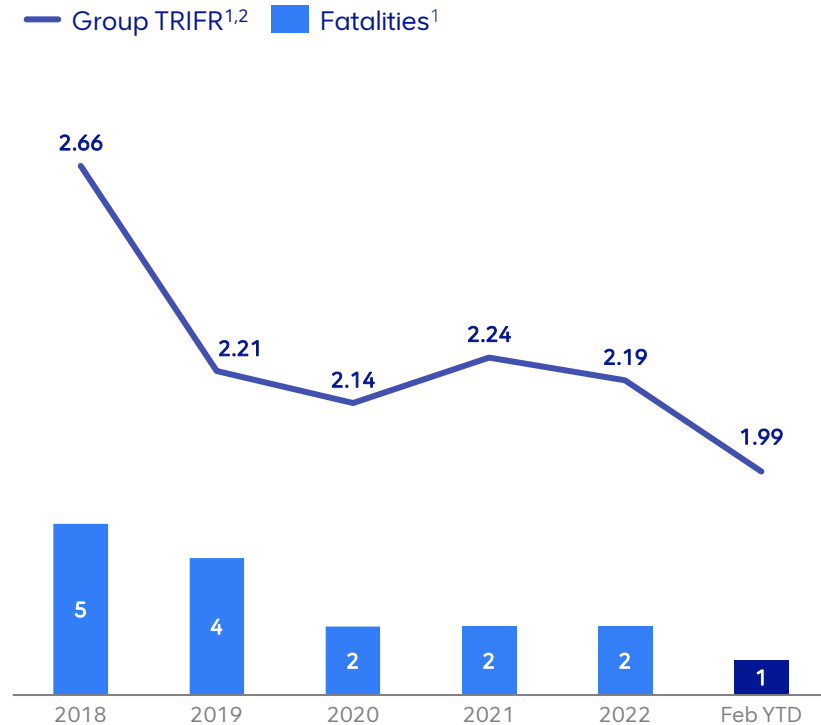
Duncan Wanblad

Chief Executive



# Safe operations are our first priority

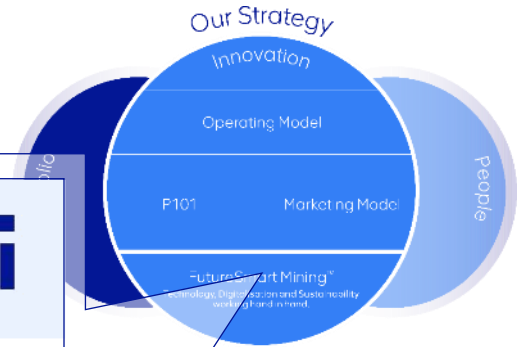
## Safety



H2 2022 safety reset & call to action , supported by operational stability, led to significant improvement

Operational excellence in safety through planned work and increased leadership time in field key to sustained improvement

# Re-imagining mining to improve people's lives



## Healthy Environment

- 30% ↓ GHG emissions
- Carbon neutral operations (2040)
- 30% ↑ energy efficiency
- 50% ↓ fresh water withdrawals
- Net Positive Impact on biodiversity

6 CLEAN WATER AND SANITATION

9 INNOVATION AND INFRASTRUCTURE

13 CLIMATE ACTION

15 LIFE ON LAND

## Thriving Communities

- 5 jobs supported off-site for every job on site
- SDG 3 health targets in host communities
- Host communities schools in top 20% nationally

1 NO POVERTY

3 GOOD HEALTH

4 QUALITY EDUCATION

8 GOOD JOBS AND ECONOMIC GROWTH

## Trusted Corporate Leader

- Establish local and national accountability forums
- Leadership in policy advocacy
- 3<sup>rd</sup> party mine certification (2025)

5 GENDER EQUALITY

12 RESPONSIBLE CONSUMPTION

16 PEACE AND JUSTICE

17 PARTNERSHIPS FOR THE GOALS

Supported by Collaborative Regional Development & underpinned by our Critical Foundations

### Our Critical Foundations

Leadership and culture	Zero harm	Human rights	Inclusion and diversity	Group standards and processes	Compliance with legal requirements
------------------------	-----------	--------------	-------------------------	-------------------------------	------------------------------------

# Healthy Environment

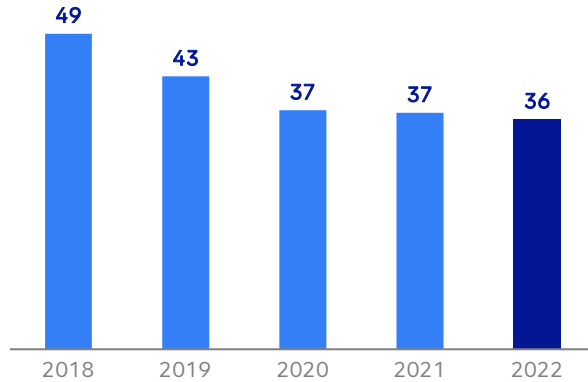
Duncan Wanblad – Chief Executive



# Striving for a healthy environment

## Fresh water withdrawals

Thousand ML (water scarce areas)<sup>3</sup>

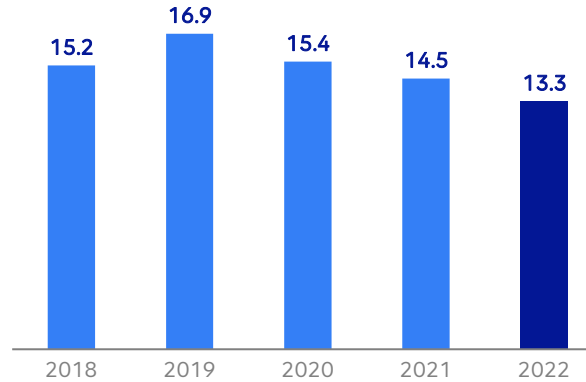


**26% decrease relative to the 2015 baseline**

Significant **increases in efficiency** at Amandelbult and Venetia

## GHG emissions

Mt CO<sub>2</sub> equivalent emissions<sup>4</sup> (Scopes 1 & 2)

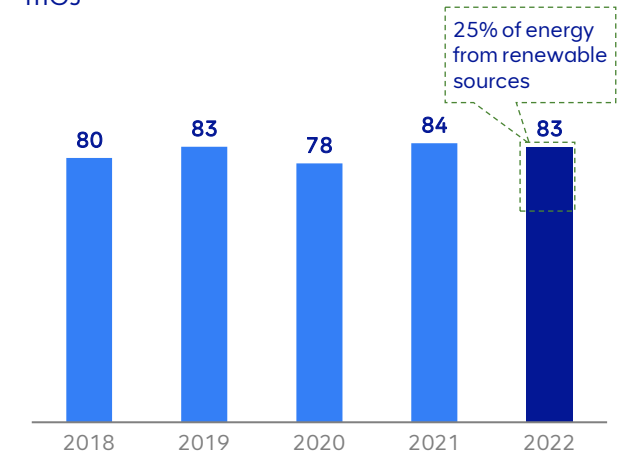


**South America - 100% renewable** electricity supply from 2023; Australia from 2025

**Partnership with EDF Renewables** to develop solar & wind farms in South Africa

## Energy

mGJ<sup>4</sup>



**52% of electricity from renewable energy**

**Efficiency, technology & innovation** drive longer term improvements

# Latest climate change progress

## Renewable energy



**Envusa Energy** partnership with **EDF Renewables** – **600MW wind and solar** launched in South Africa

**World's largest hydrogen powered mine haul truck** – nuGen™ Zero Emissions Haulage Solution launched at Mogalakwena

## Methane emissions



Initial concept studies complete for **ventilation air methane (VAM) abatement** and **methane emission reduction**

Working with **technology vendors and engineering partners** on a large scale industrial unit design

## Scope 3

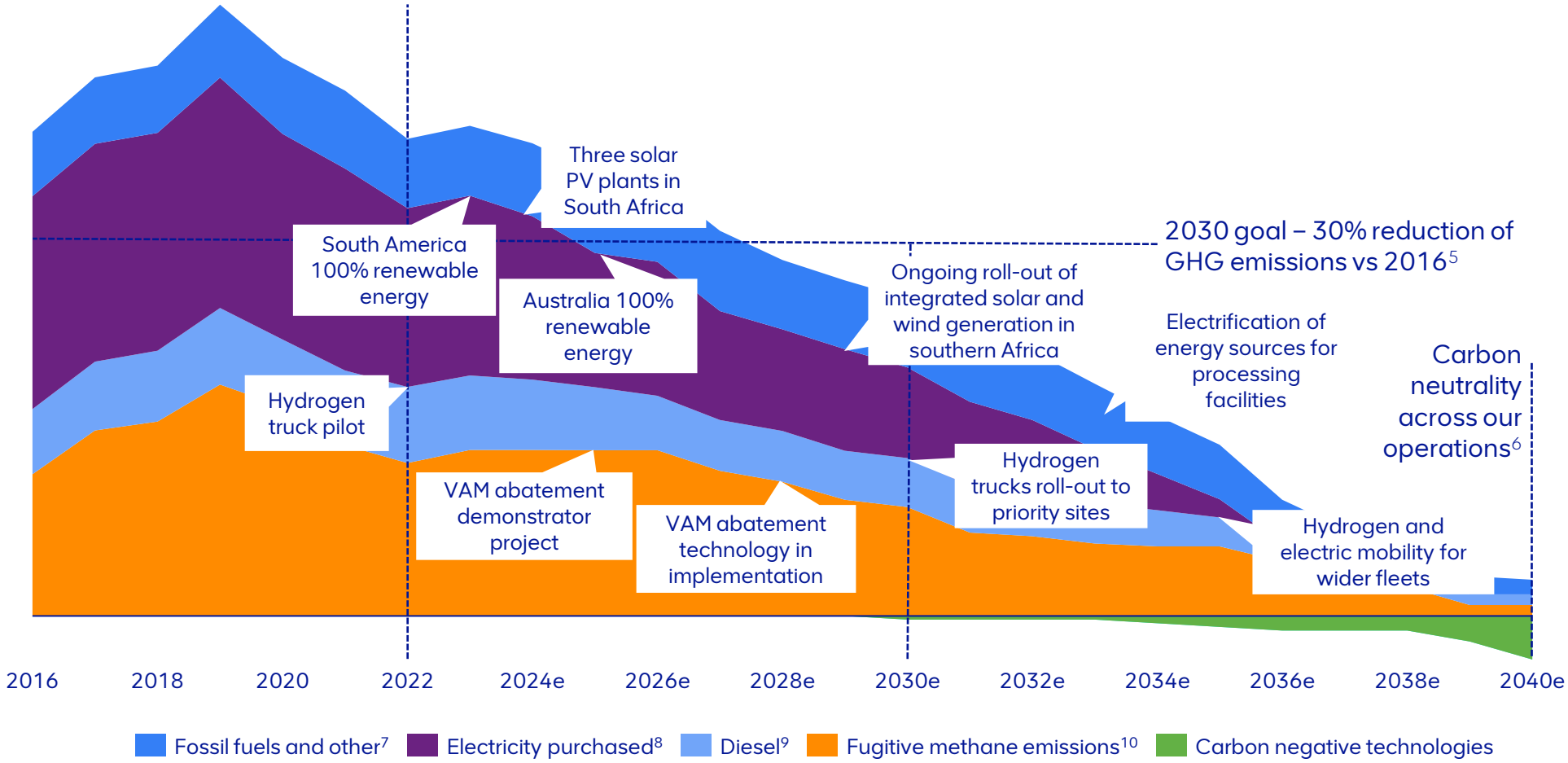


Two of 10 Ubuntu LNG vessels entered service and **first sea trial using a blend of biofuel and very low sulphur fuel oil** to reduce emissions from ocean freight

**Partnership with H2 Green Steel** to advance low carbon steelmaking

# Operations carbon neutral by 2040

## Scopes 1 & 2 - GHG emissions



# Partnerships key to 50% scope 3 reduction ambition

Observe and promote

Product quality and customer strategy

Partnerships to drive decarbonisation technology adoption

New green business building to drive industry decarbonisation



Engagement and advocacy – active role in policies and industry initiatives

Tailor products to customer decarbonisation needs

20% of iron ore customers covered by decarbonisation partnerships

Support development and commercialisation of novel decarbonisation technologies

# 2023 priorities



## Scopes 1 & 2

Complete transition to renewable electricity in Peru

First wave of South Africa renewable energy ecosystem projects underway

nuGen™ Zero Emissions Haulage Solution concept work at Mogalakwena and Minas-Rio

VAM abatement feasibility at Moranbah



## Scope 3

Continue work with partners to support decarbonisation of value chains  
- high-grade iron ore products making steelmaking more efficient

Delivery of a further 8 LNG dual-fuelled new-build bulk carriers, part of the Ubuntu fleet

Working with the Global Maritime Forum and consortium partners to map out opportunities for zero emissions shipping between southern Africa and Europe

## Social Impact

Anik Michaud – Group Director

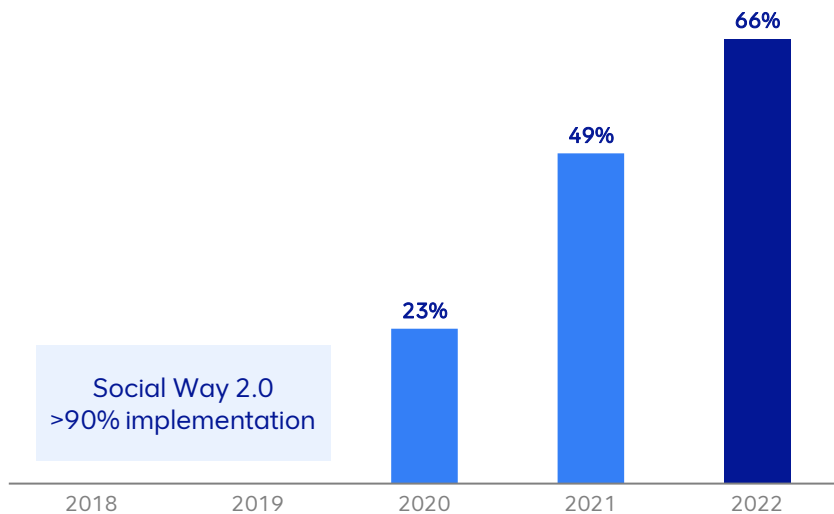
Corporate Relations & Sustainable Impact



# Supporting thriving communities

## Social performance

Social Way 3.0 Implementation<sup>11</sup>

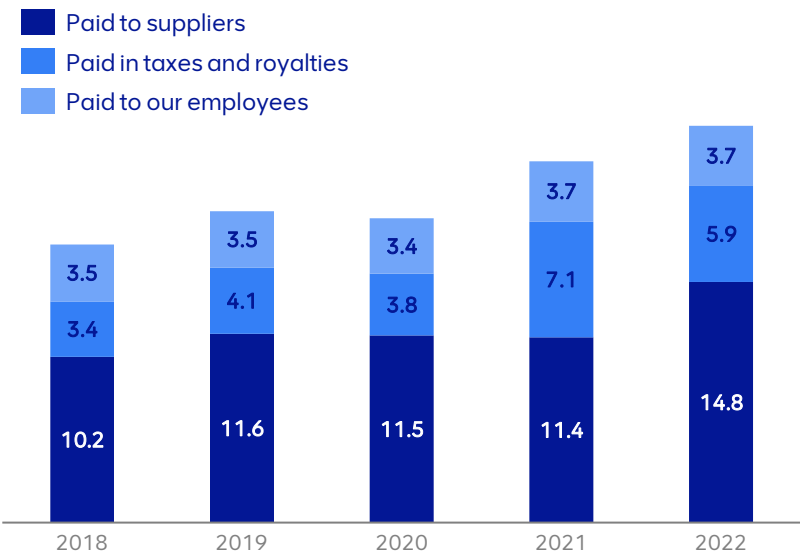


**Social Way 3.0 is the industry's highest bar** for social performance

**Critical underpin** to many of our ambitious 2030 Sustainable Mining Plan targets

## Economic contribution

Amount distributed to our stakeholders: \$ billion



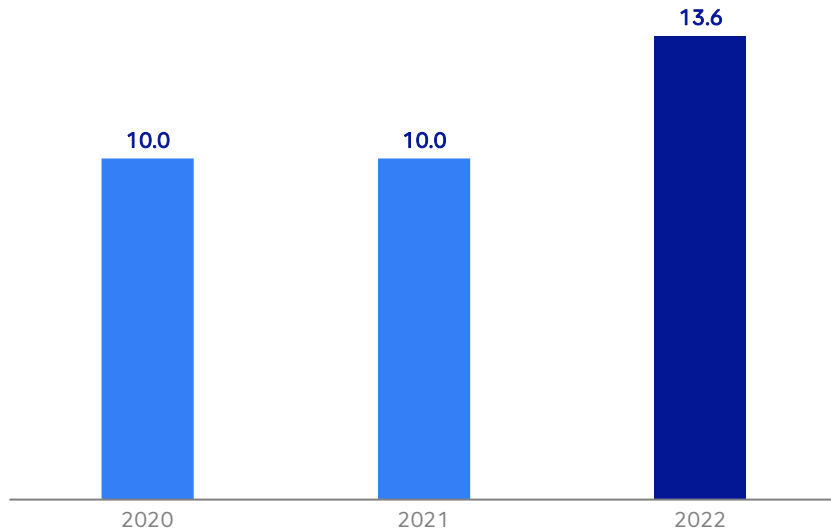
**\$0.2 billion** of total community and social investment in 2022

Total procurement spend in 2022 of \$14.8 billion of which **92% was local procurement**

# Significant economic contribution through local procurement

## Local procurement

Spend in \$ billion

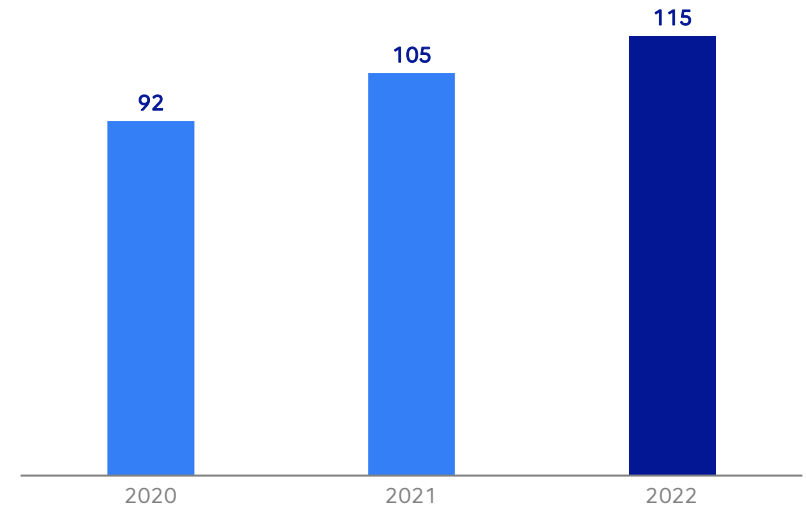


Strong growth in local procurement at our operations in **South Africa, Zimbabwe and Chile**

Underlines our **commitment to supporting thriving communities**

## Livelihoods

Cumulative number of jobs supported off site ('000)



**Targeting 5 jobs off-site** for every job on-site by 2030. In 2022 we supported 1.8 off site

77,000 jobs supported **through local procurement** activities

# Enabling shared, sustainable prosperity through our livelihood programmes

## South Africa

---



Since 2018, **12.8k jobs** supported

**\$25m** worth of approved loans...92% recovery rate. **\$332m** of contracts and/or purchase orders received by participants

## South America

---



**>50k entrepreneurs and small to medium sized businesses** supported in Chile by our EMERGE programme

**4 local industries** in Brazil supported by CRESCER - tourism, beekeeping, dairy and horticulture

## Botswana & Zimbabwe

---



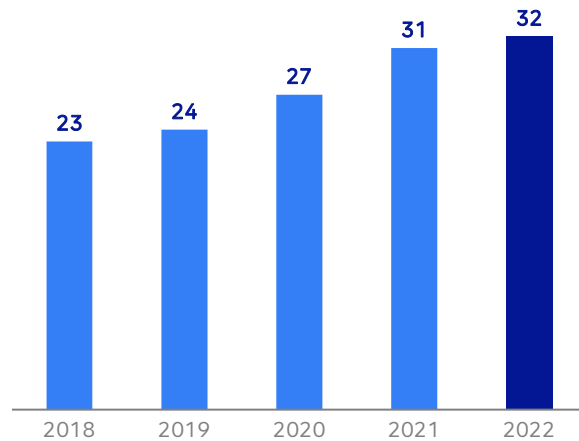
**1k small-to-medium sized businesses** strengthened in Botswana through Tokafala; 5.6k jobs supported

**600 farmers recruited** and given training in Zimbabwe (55% women) by our Takura Project

# Building on firm Inclusion and Diversity foundations

## Women in management

Women in management (B5 and above) (%)

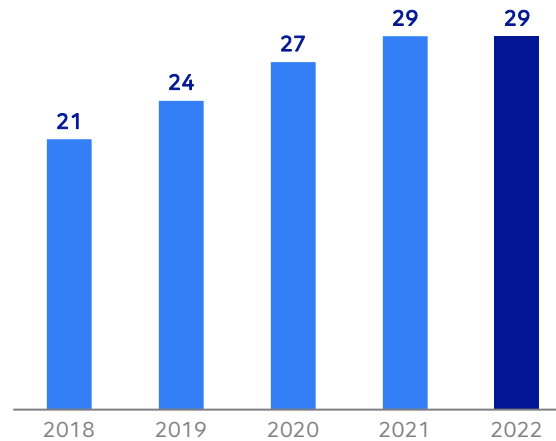


**On track** to reach 2023 target (33%)

Listed in **Bloomberg Gender Equality Index**

## Women in senior management

Women in senior management (CE EoR) (%)

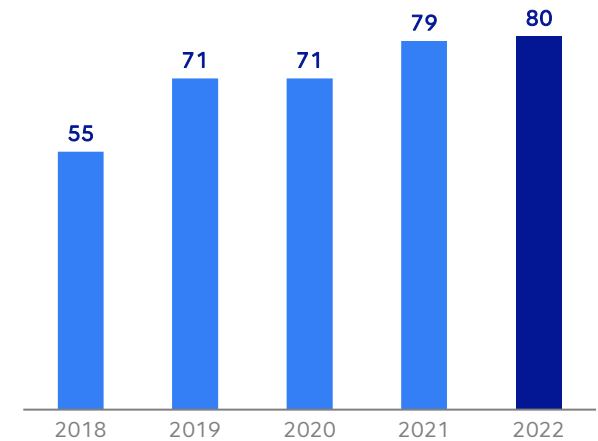


**40% female Board representation today**

Included in **the Times' list of Top 50 Employers for Women**

## I&D Index

I&D Index (%)



**+9pts increase on our I&D index** since 2019 (Global Colleague Survey)

**Top 20 most inclusive companies** in the UK

# Promoting a safe and inclusive culture

## Living with Dignity Hub



Launch of our new South Africa Living with Dignity Hub providing **independent, expert and victim-centric support**

**Similar facility at Steelmaking Coal** providing an employee-centric trauma response

## Living Wage



First mining company to be accredited as a committed **global Living Wage employer** by the Fair Wage Network

Third company in the world to be **Living Wage globally accredited**

# Integrated approach for a sustainable future

Duncan Wanblad – Chief Executive

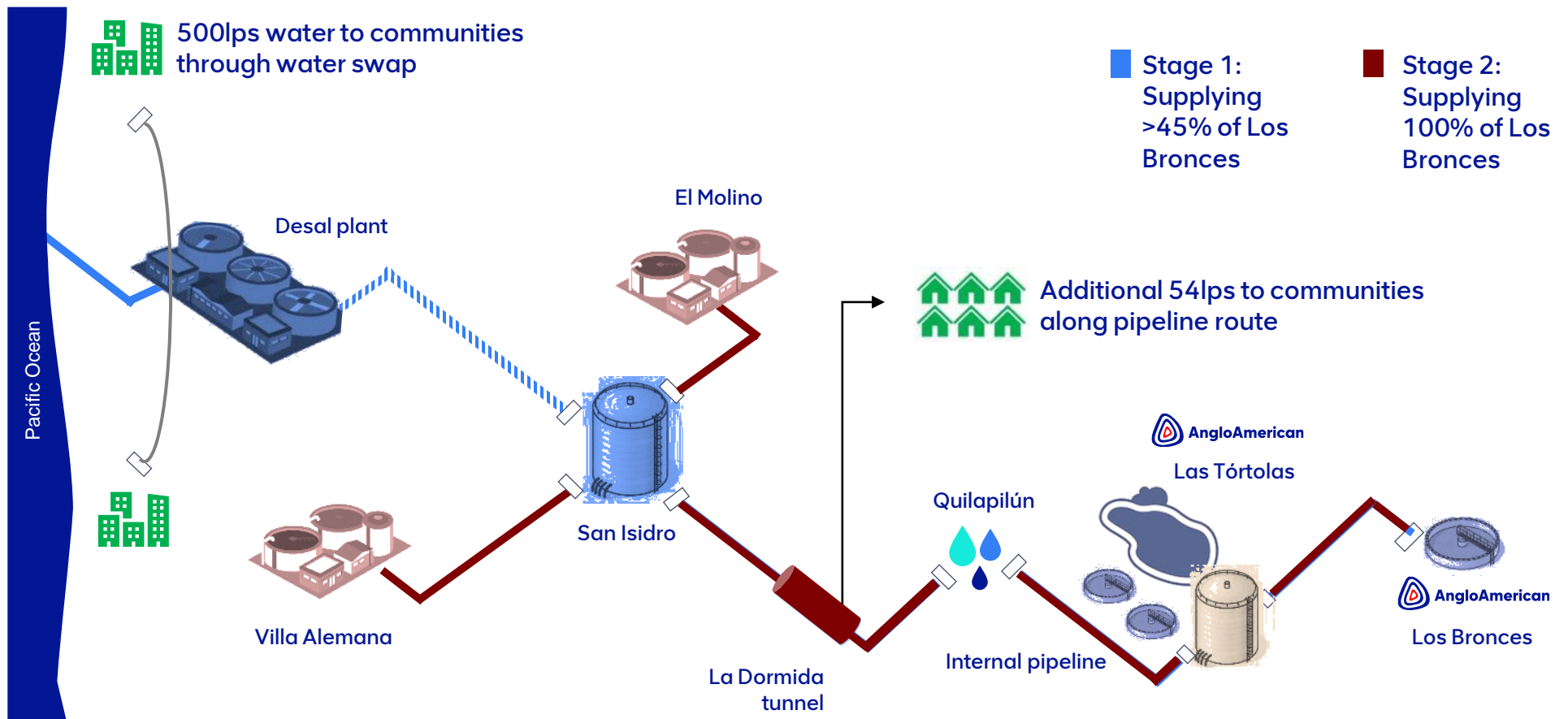


# Los Bronces water solution delivering community value

Recycle
Currently 85% water recycling

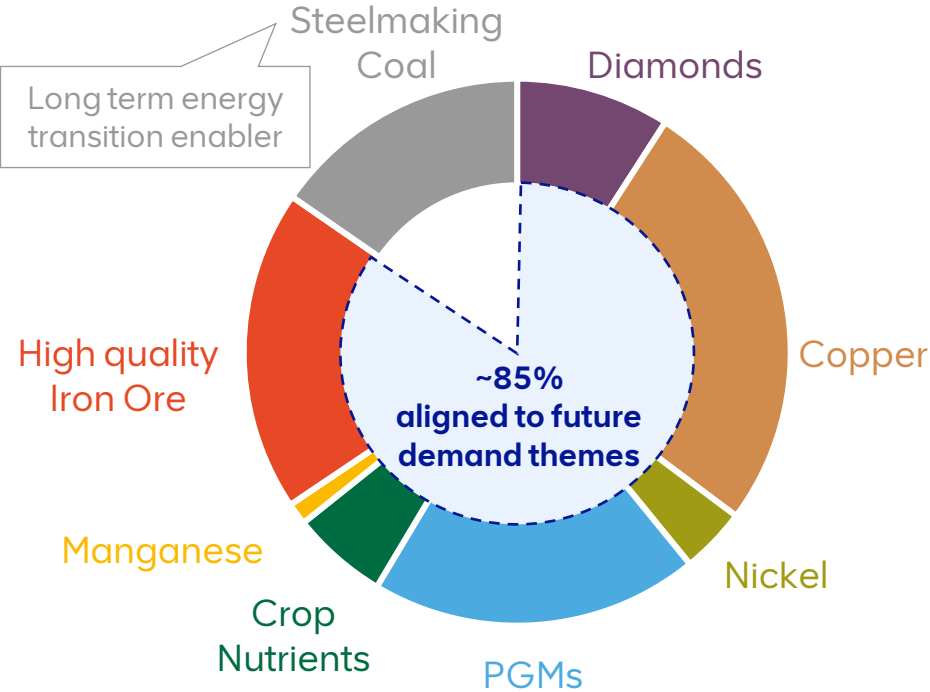
Reduce
Reduce abstraction to eliminate reliance on fresh water

Supply
Sustainable water supply with positive regional impact



# Diversified product suite aimed at major demand trends

Copper equivalent production<sup>12</sup>



Decarbonisation of energy and transport systems

Improving living standards for a growing and urbanising global population

To ask a question: UK +44 800 260 6466/ SA +27 105 003 945/ US +1 800 715 9871/ International +44 20 3481 4247  
Conference ID: 9077306

# Footnotes

1. Recordable incidents. Data relates to subsidiaries and joint operations over which Anglo American has management control. Since 2018 data for fatalities, TRIFR and environmental metrics excludes results from De Beers' joint operations in Namibia and Botswana. 2021 fatalities has been restated as a colleague tragically passed away in 2022 following complications after an accident in 2021.
2. Total Recordable Injury Frequency Rate per million hours worked.
3. Water metric and data have been revised in line with our fresh water definition.
4. Energy and emissions data has been restated to exclude Thermal Coal South Africa.
5. 2030 target based on an absolute reduction in GHG emissions across the business vs 2016 baseline adjusted for structural changes.
6. Targets and guidance as announced on 7 May 2020.
7. CO<sub>2</sub> from fossil fuel consumption (excluding diesel) used in processing, and other activities.
8. CO<sub>2</sub> emissions from electricity consumption (all Scope 2).
9. CO<sub>2</sub> sub-set from fossil fuel consumption.
10. Fugitive emissions from steelmaking coal mining.
11. In 2020, we launched a new integrated social performance management system (Social Way 3.0) which has raised performance expectations and has resulted in continued improvement in our social performance. While sites are assessed annually against all requirements applicable to their context, for consistency during the transition period, the metric reflects performance against the Social Way foundational requirements. And, while we did not meet our ambitious goal of implementation of the Social Way 3.0 at all sites by the end of 2022, we continued to make significant progress in implementing the much higher standards (the highest that we are aware of across our industry) required of this third version of our social management system.
12. Copper equivalent production is calculated including the equity share of De Beers' production and using long-term consensus parameters. Future production levels are indicative and subject to final approval, see Cautionary Statement slide.

# Appendix



# Measuring our ESG progress: 2022 targets<sup>1</sup>

Pillar of value	Metric	2022	2021 <sup>2</sup>	Target	Target achieved
<b>Safety &amp; health</b>	Work-related fatal injuries <sup>3</sup>	2	2	Zero	Not achieved
	Total recordable injury frequency rate per million hours <sup>3</sup>	2.19	2.24	Year-on-year reduction	Target met
	New case of occupational disease	5	16	Year-on-year reduction	Target met
	Employees potentially exposed to noise over 85 dBA <sup>4,5</sup>	23,179	30,832	Year-on-year reduction	Target met
	Employees potentially exposed to inhalable hazards over the occupational exposure limit <sup>4,5</sup>	317	1,796	5% reduction year-on-year	Target met
<b>Environment</b>	Energy consumption (million GJ) <sup>5</sup>	83	84	Improve energy efficiency by 30% by 2030	On track
	GHG emissions - Scopes 1 & 2 (Mt CO <sub>2</sub> e) <sup>5</sup>	13.3	14.5	Reduce absolute GHG emissions by 30% by 2030	On track
	Fresh water withdrawals (ML) <sup>5,6</sup>	35,910	36,888	Reduce fresh water abstraction in water scarce areas by 50% by 2030	On track
	Level 4-5 environmental incidents <sup>5</sup>	0	0	Zero	Target met
<b>Socio-political</b>	Social Way 3.0 implementation <sup>7</sup>	66%	49%	Full implementation of the Social Way 3.0 by end 2022	Behind schedule
	Local procurement spend (\$bn) <sup>8</sup>	13.6	10.0		
	Taxes & royalties (\$m) <sup>9</sup>	5,917	7,134		
	Number of jobs supported off-site	114,534	104,860		
<b>People</b>	Women in management	32%	31%	To achieve 33% by 2023	On track
	Women in the workforce	24%	23%		
	Voluntary labour turnover	3.6%	3.5%	< 5%	Target met

1. Sustainability performance indicators for the year ended 31 December 2022, and the comparative period, are not externally assured, unless otherwise stated.

2. 2021 data includes Thermal Coal South Africa until the date of the Thungela demerger on 4 June 2021, unless otherwise stated.

3. Safety data is externally assured. The work-related fatal injuries figure presented for 2021 has been restated to reflect the death of an employee in April 2022, following a fall-related injury in November 2021. While the Group's TRIFR improved year-on-year, it has not yet decreased below the rate experienced in 2020. The focused safety interventions in the second half of 2022 did, however, result in a significant improvement in our injury rates, with a H2 2022 TRIFR of 2.00.

4. Reflects the number of employees who work in environments where there is potential for exposure above the exposure limit. All employees working in such environments are issued with protective equipment to prevent occupational illness.

5. Energy, GHG emissions, occupational exposure, fresh water withdrawals and Level 4-5 environmental incidents data is externally assured. Energy, GHG emissions, fresh water withdrawals and occupational exposure data for 2021 excludes Thermal Coal South Africa.

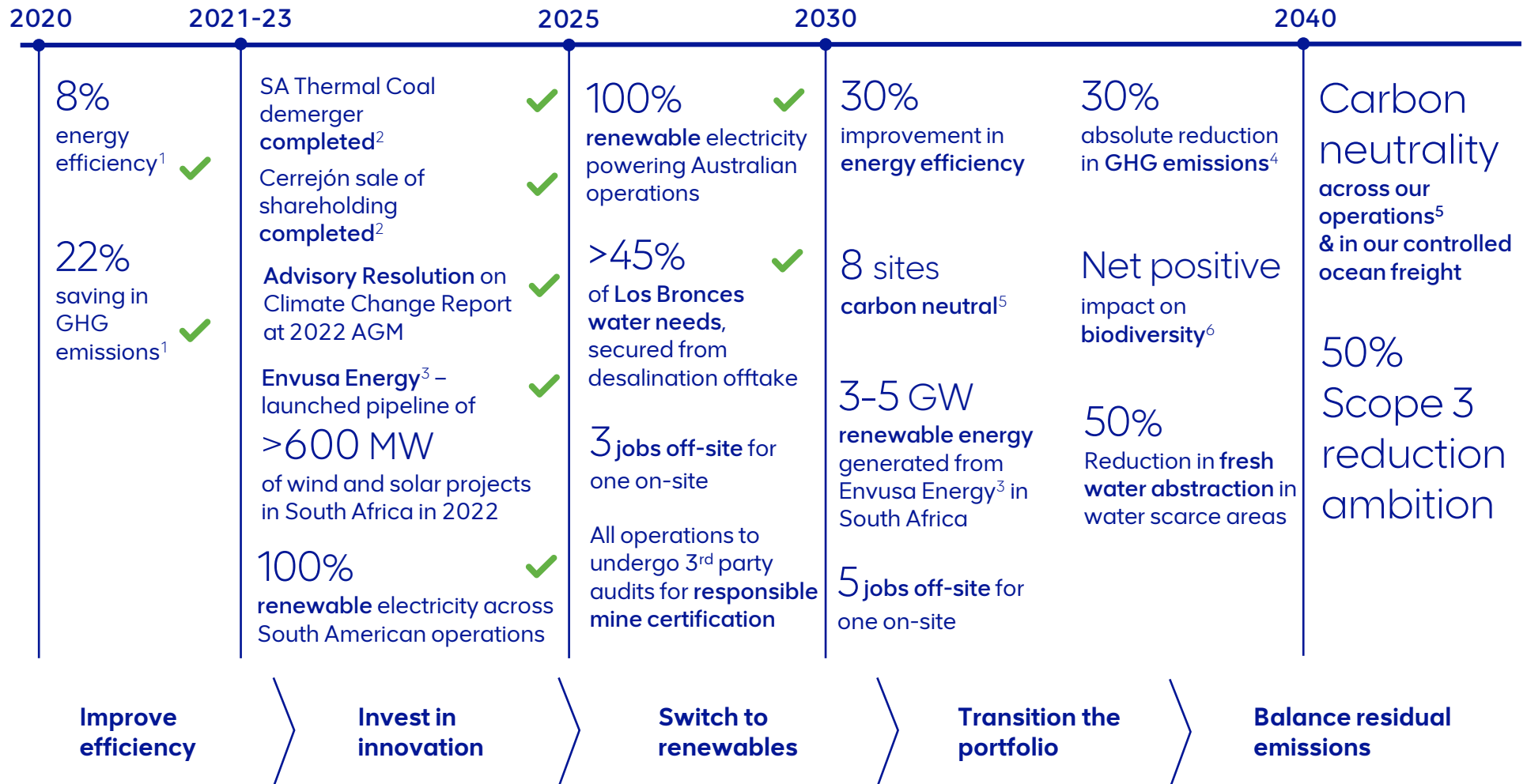
6. Water metric and data have been revised in line with our fresh water definition.

7. While sites are assessed annually against all requirements applicable to their context, for consistency during the transition period, the metric reflects performance against the Social Way foundational requirements. For further information on progress, see full year financial report.

8. Local procurement spend relates to spend within the country where an operation is located. The basis of calculation reflects the Group's financial accounting consolidation, i.e. 100% of subsidiaries and a proportionate share of joint operations, based on Anglo American's shareholding.

9. Taxes and royalties include all taxes and royalties borne and taxes collected by the Group. This includes corporate income taxes, withholding taxes, mining taxes and royalties, employee taxes and social security contributions and other taxes, levies and duties directly incurred by the Group, as well as taxes incurred by other parties (e.g. customers and employees) but collected and paid by the Group on their behalf. Figures disclosed are based on cash remitted, net of entities consolidated for accounting purposes, plus a proportionate share, based on the percentage shareholding, of joint operations. Taxes borne and collected by equity accounted associates and joint ventures are not included.

# Active route to a more sustainable world



1. 2020 Energy and GHG (Scopes 1 & 2) savings are calculated relative to projected 'business as usual' consumption levels.

2. The demerger of the South Africa thermal coal operations was completed on 4 June 2021. The sale of Anglo American's 33% interest in Correjón was completed on 11 January 2022 following receipt of the relevant regulatory approvals. The agreement was effective 31 December 2020 and, therefore, economic benefits from 1 January 2021 did not accrue to Anglo American.

3. Envusa Energy - a new jointly owned company, with EDF Renewables, developing a regional renewable energy ecosystem (RREE) in South Africa. Pipeline of >600 MW of wind and solar projects, expected to begin construction in 2023.

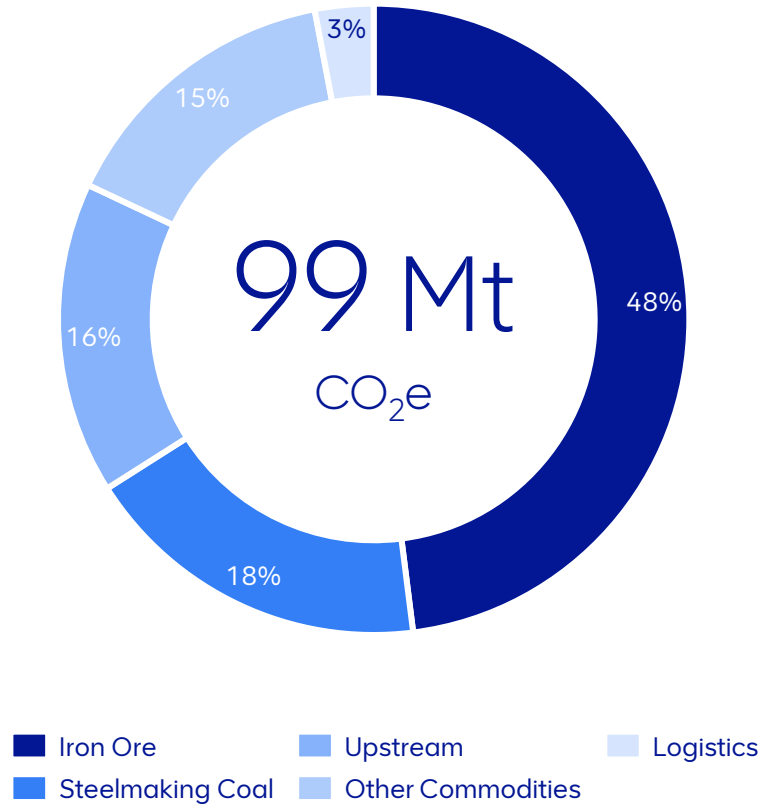
4. 2030 target based on an absolute reduction in Scope 1 & 2 GHG emissions across the business vs 2016 baseline adjusted for structural changes. De Beers is targeting carbon neutrality across its operations by 2030.

5. Targets and guidance as announced on 7 May 2020.

6. Included within Healthy Environment related Global Stretch Goals in Sustainable Mining Plan (<https://www.angloamerican.com/sustainability/environment>).

For more information on our targets, see our latest 2022 Sustainability Report and Climate Change Report.

# 2021 Scope 3 emissions

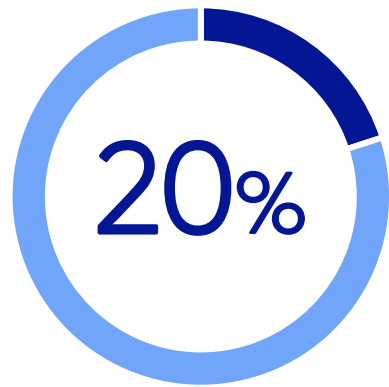


**Ambition: 50% reduction by 2040**

**Two thirds of our scope 3 emissions linked to steel making**

# ESG integrated into management remuneration

## SHE targets in annual bonus



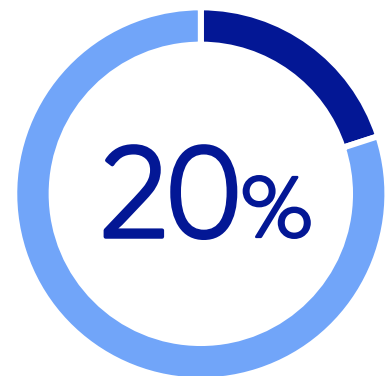
All employees incentivised on safety<sup>1</sup>

Critical tasks include Sustainable Mining Plan roll-out target

LTIPs include metrics incentivising delivery of:

- Creating renewable energy supply for sites
- Reduction in GHG emissions
- Reduction in the abstraction of fresh water in water scarce areas
- Targets of off-site jobs supported for each on-site job

## ESG targets in LTIPs



1. All employees under the Group bonus scheme and local site-specific operational bonus schemes are incentivised on safety.

# A sustainable, responsible & transparent business

## ESG ratings

Member of  
**Dow Jones  
Sustainability Indices**  
Powered by the S&P Global CSA

Overall score 79/100  
In the top 5 in mining & metals group  
Included in both  
European & World Index  
(top 10% of global companies)

**MSCI** 

'AA' rated  
Ahead of peers

Corporate ESG  
Performance  
RATED BY  
**ISS ESG**  Prime

'Prime' rated  
Industry leader



FTSE4Good

Overall score of 4.5 (out of 5),  
which puts us in the top percentile  
and in joint second place

 **SUSTAINALYTICS**

#5 in diversified metals and mining, rated in the  
top category for ESG Management of Material  
risk, whilst perceived risk associated with  
exposure to South Africa & South America  
remains

 **Responsible  
Mining Index**

Top mining company with the strongest results  
across five of six company-wide indicators  
covered in the assessment

**Tortoise**  The  
Responsibility 100  
Index

#1 extractives company  
(including oil & gas) in the FTSE 100  
based on commitments 'talk' &  
measurable delivered actions 'walk'

## Accreditations, memberships & frameworks

**IRMA**  
Initiative for Responsible  
Mining Assurance

 **Responsible  
Steel**

**EITI**  
Extractive Industries  
Transparency Initiative

 **RESPONSIBLE  
JEWELLERY  
COUNCIL**

**ICMM**  
International Council  
on Mining & Metals

**TCFD**

**TNFD**

**THE  
COPPER  
MARK** RESPONSIBLY  
PRODUCED  
COPPER

# Sustainability summary

## Sustainability twice-yearly update presentations:

→ For presentations and webinar replays, visit:  
[angloamerican.com/investors/investor-presentations](https://www.angloamerican.com/investors/investor-presentations)

## Our 2022 reporting suite:

You can find the below reports and others, including the Tax and Economic Contribution Report and the Ore Reserves and Mineral Resources Report on our corporate website

→ For more information, visit: [angloamerican.com/reporting](https://www.angloamerican.com/reporting)



## FutureSmart Mining™:

To deliver on our Purpose, we are changing the way we mine through smart innovation across technology, digitalisation and sustainability through our Sustainable Mining Plan

→ For more information, visit:

[angloamerican.com/futuresmart/futuresmart-mining](https://www.angloamerican.com/futuresmart/futuresmart-mining)

[angloamerican.com/sustainability/our-sustainable-mining-plan](https://www.angloamerican.com/sustainability/our-sustainable-mining-plan)



Modern Mine



Water-less Mine




Intelligent Mine



Concentrating the Mine™

## Sustainability-linked financing framework:

→ For more information, visit:  
[angloamerican.com/investors/fixed-income-investors/slb-investor-downloads](https://www.angloamerican.com/investors/fixed-income-investors/slb-investor-downloads)



## Other relevant sections of our website include:

- Sustainability: [angloamerican.com/sustainability](https://www.angloamerican.com/sustainability)
- Approach & policies: [angloamerican.com/sustainability/approach-and-policies](https://www.angloamerican.com/sustainability/approach-and-policies)
- Social Way: [socialway.angloamerican.com/en](https://socialway.angloamerican.com/en)
- People: [angloamerican.com/sustainability/people](https://www.angloamerican.com/sustainability/people)
- Inclusion & diversity: [angloamerican.com/sustainability/people/diversity-and-inclusion](https://www.angloamerican.com/sustainability/people/diversity-and-inclusion)



## Investor Relations

Paul Galloway  
paul.galloway@angloamerican.com  
Tel: +44 (0)20 7968 8718

Emma Waterworth  
emma.waterworth@angloamerican.com  
Tel: +44 (0)20 7968 8574

Michelle Jarman  
michelle.jarman@angloamerican.com  
Tel: +44 (0)20 7968 1494

